

Miniaturas hall



Floor 0

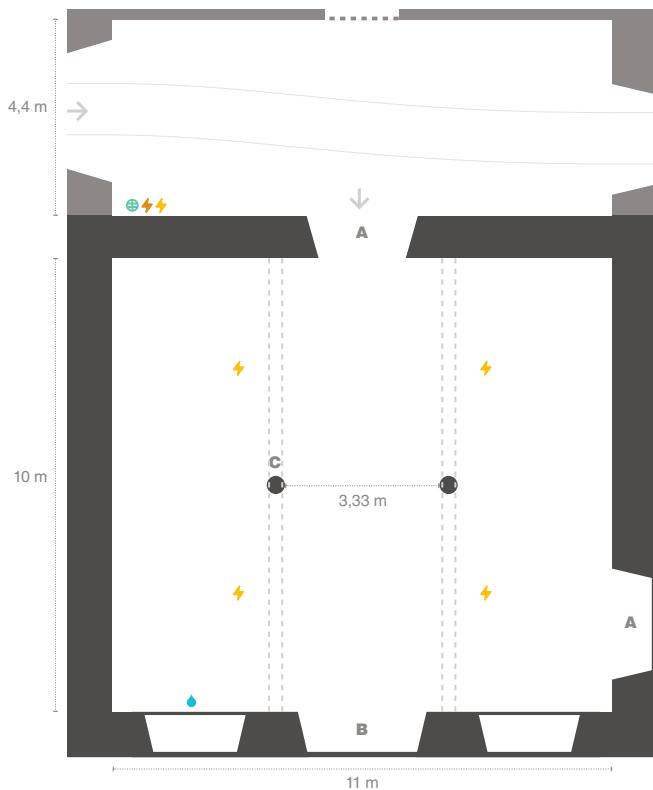


| | |
|----------------------|---------|
| m² | 110 |
| m | 10 x 11 |
| m | 5 |
| | Epoxy |

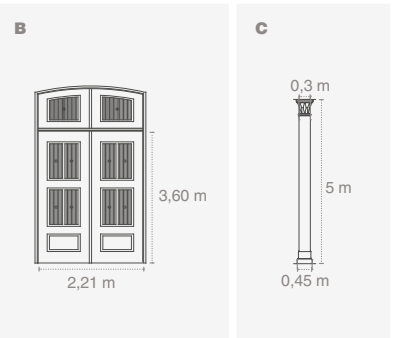
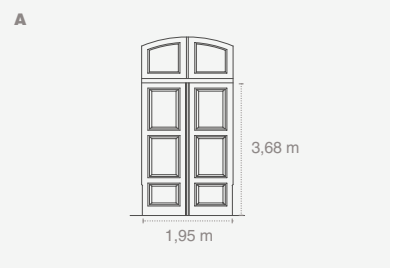
| | |
|--|-----|
| | 84 |
| | — |
| | — |
| | — |
| | 100 |
| | 100 |

Characteristics

Connected to the Noble hall
 Direct access to the quay
 Good natural light
 Possibility of entrance of vehicles
 Electric power: see plan
 Internet: Wireless and 1 fixed access point (see plan)



- Access
- Beams
- Wagon rails
- ⚡ 32 A three-phase socket
- ⚡ 16 A single-phase socket
- 🌐 Internet socket (RJ45)
- 💧 Water point



⊘ It is forbidden to apply adhesive or any other fixing system that damages the floor. Please, use paper tape before any other type of tape.

It is forbidden to stick any kind of object on the walls, columns or beams.

! The maximum capacities of the rooms have been calculated with the greatest use of space in mind, so they may vary depending on the layout chosen.

The suspension of infrastructures, such as truss, lighting, projection, sound systems, and others must always be pre-approved by the Congress Centre.

Be careful when passing heavy materials (pallet trucks, lifting platforms, etc.) over floor boxes.

The facilities must be handed over in the same conditions as before.